

*Building quality products that
relax your mind and body...*

FIVE YEAR LIMITED WARRANTY

We warranty to the original purchaser and the original user for a time of five years with original Proof of Purchase that our bathtubs:

1. Will be free of manufacturing defects.
2. Will not chip, blister or delaminate.

Our liability is limited only to repair or replacement of the product at the point of original purchase F.O.B. Factory. We shall not be held liable for any installation costs, labor or damage incurred from removal or reinstallation. This warranty does not apply to products installed in commercial properties (rental properties, motels, hotels, etc.) This warranty does not apply to whirlpool units or any damage relating to installation of the whirlpool system. Your whirlpool system should be covered under a separate warranty.

This warranty will not apply if:

1. Tub is not installed according to our instructions or not installed according to local building codes and ordinances.
2. If moved from original point of installation.
3. If proper care and customary cleaning instructions

CARE AND CLEANING

We recommend cleaning agents in the form of multi purpose spray or liquid variety common in the household cleaning section of most stores: Liquid Comet, Spic & Span, Lysol Bathroom Cleaner, etc. The use of harsh abrasives may cause scratching, discoloration and dullness to surface of tub.

INSTALLATION

Continuous support of

tub deck for structural stability is required.

Also Recommended: Support bottom of tub with solid mortar grout or a high density spray foam which can be bought at most plumbing supply houses. Any warranty related problems should be handled through nearest distributor in your area. All bathtubs have been tested and certified by a certified testing agent to conform to HUD/UM 73a, IAPMO and



AMERICAN ACRYLIC & INJECTION, INC.



419 Welch Drive
Farmersville, Texas 75442

972.784.7759 • Fax: 972.782.7420

TX. 800.666.7961 • GA. 888.269.8375

Website: www.whirlpoolsystems.com

Email: sales@whirlpoolsystems.com



Since 1977 American Acrylic and Injection, Inc. has been supplying the highest line of quality products that relax your mind and rejuvenate your body. We supply a line of affordable and high-end whirlpool tubs that are designed to bring relaxation, comfort and stress relief to your muscles. You will find it an enjoyable experience to recline and enjoy the hydromassaging units of the American Whirlpool Tub. Our whirlpool tubs are offered in more than 24 styles, an assortment of colors, and will match any decor. Besides being versatile with your decor, there are many other reasons to purchase your tub from AAI.



1. AAI is proud to be the inventor of the Safety Suction Valve that is installed on all our whirlpool tubs. The SSV stops the pump from pumping if hair or other obstructions cover the suction cover. This valve is believed to have eliminated many deaths and gives you a safer whirlpool experience. AAI supplies SSV to many national whirlpool tub manufacturers.

2. All units come equipped with 4, 6 or 8 jets or can be customized to your specifications.

3. Optional equipment is the HydroThermix heat jacket. It retains a constant temperature by taking heat from the motor and transferring it to the water, all at no cost to you.

4. All jets may be color coordinated to your unit with the options of polished brass, chrome, or brushed nickel.

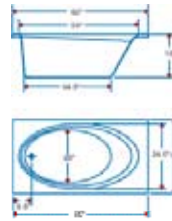
5. AAI is the manufacturer of all fittings installed in our units, and we are one of the leading pump manufacturers in the United States. This gives us the ability to have absolute control of our quality; thus allowing AAI to offer a limited lifetime warranty that other suppliers cannot match. All tubs come with a five year limited warranty, and AAI pumps have a limited lifetime warranty. It is one of the few pumps that will run dry without a burn down.

6. AAI uses Aristech Acrylic Sheets exclusively to manufacture our bathtubs. If you have not experienced a solid cast acrylic tub-GET READY. You are about to enter a NEW AGE...the age of beauty and luxury. That's what cast acrylic brings into your bathroom.

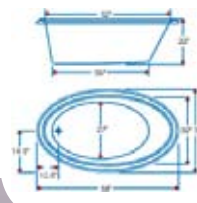
The past two decades have brought tremendous change to traditional products. Your present day bathroom is a complete relaxation center which demands new designs and visual appeal. Acrylic provides all these things as well as the following advantages: 1. Long-lasting beauty 2. Toughness and durability 3. Easily repaired 4. Easy to clean 5. Rich, permanent colors 6. Long-lasting economy 7. Easy installation 8. Unlimited potential.

All whirlpool tubs may be equipped with a 1/2 h.p., 3/4 h.p., 1 h.p., or 1 1/2 h.p. motor depending on the number and size of jets installed in your unit. You will also have the option of small regular jets, large jets or the pulsating Whirl-Jets that has become so popular.

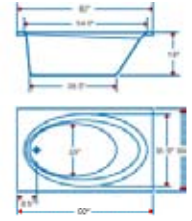
Model BR-19
32"x60" Oval Tub
54 Gallons



Model BR-20
39"x58", 5 ft.
Oval Drop-In
65 Gallons



Model BR-24
36"x60" Oval Tub
55 Gallons



BR-19

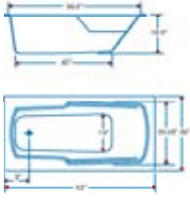


BR-20

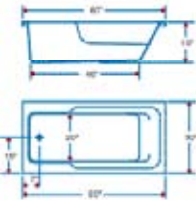


BR-24

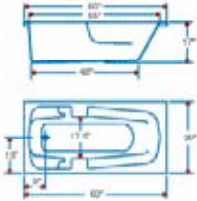
Model BRA-25
36"X60" Armrest Tub
60 Gallons



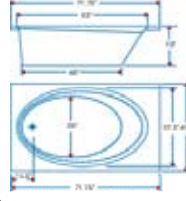
Model BRA-30
30"X60" Armrest Tub
58 Gallons



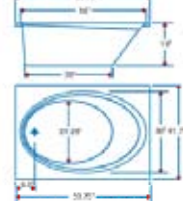
Model BRA-31
30"X60" Armrest Tub
53 Gallons



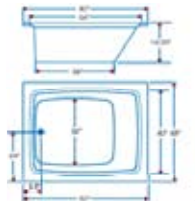
Model BR-32
42"X72" Oval Tub
79 Gallons



Model BR-33
42"X60" Oval Tub
65 Gallons



Model BR-35
48"X60" Tub
75 Gallons



BRA-25

BR-32

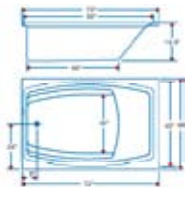
BRA-30

BR-33

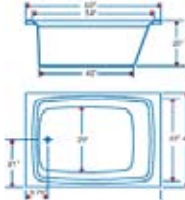
BRA-31

BR-35

Model BR-36
48"X72" Tub
105 Gallons



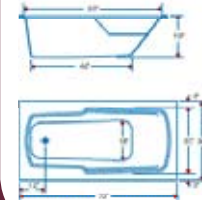
Model BR-37
42"X60" Tub
70 Gallons



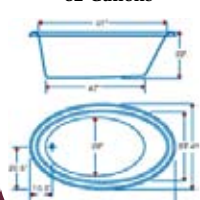
Model BRA-38
32"X60" Armrest Tub
56 Gallons



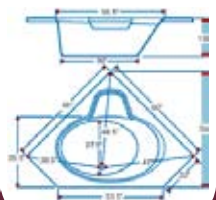
Model BRA-39
36"X72" Armrest Tub
70 Gallons



Model BR-40
41"X69", 6 ft.
Oval Drop-In
82 Gallons



Model BR-41
60"X60" Corner Tub
75 Gallons



BR-36



BRA-39



BR-37



BR-40

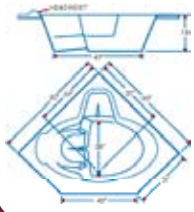


BRA-38

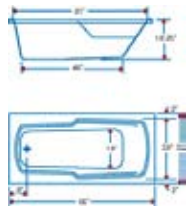


BR-41

Model BRA-60
60"X60" Corner Tub
75 Gallons



Model BRA-66
32"X66" Armrest Tub
61 Gallons



Model BRA-72
72"X72" Armrest
Corner Tub
83-124 Gallons



SHOWER RECEPTORS - MOLDED ACRYLIC

One piece, single threshold model for recessed installation.
Features 1" tiling flange on three remaining sides.



SINGLE THRESHOLD

DOUBLE THRESHOLD

NEO-ANGLE

• Available in most

- Excellent value
- Pre-leveled floor bottom
- Textured floor surface
- High gloss finish
- 10-year warranty

- Reinforced with lumber and fiberglass
- Quality...second to none
- Add \$50.00 for colors

BRA-60

MODEL A B C D E F G LIST

The first two numbers under model indicate threshold side.

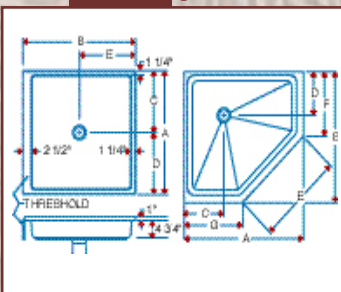
Single Threshold

3232	32"	32"	16"	16"	16"			\$319
3434	34"	34"	17"	17"	17"			\$319
4234	42"	34"	21"	21"	17"			\$440
6034	60"	34"	30"	30"	17"			\$528
4836	48"	36"	24"	24"	17"			\$440
3642	36"	42"	18"	18"	21"			\$482
3636	36"	36"	18"	18"	17"			\$319
4242	42"	42"	21"	21"	21"			\$519
4834	48"	34"	34"	24"	17"			\$440
4236	42"	36"	21"	21"	17"			\$482
4842	48"	42"	24"	24"	17"			\$528
6032L	60"	32"	6"	54"	16"			\$528
6032R	60"	32"	54"	6"	16"			\$528

Double Threshold

3636D	36"	36"	18"	18"	18"			\$400
4236DL	42"	36"	21"	21"	17"			\$500
4236DR	42"	36"	21"	21"	17"			\$500

ngle



BRA-66

BRA-72

A full line of coordinating fixtures are available.

All tubs can be equipped with attractive, removable access panels.